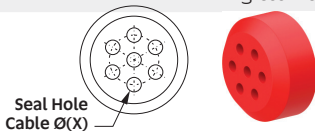
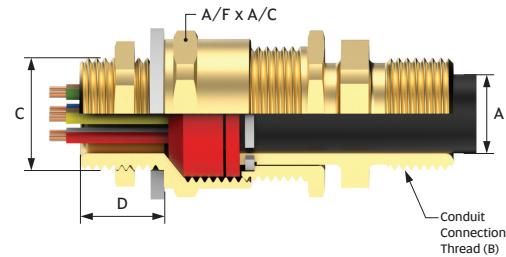



A2FMHRM Ex d & Ex e Cable Gland with Multihole Seal

- Size** : 16mm to 32mm & 3/8" to 1"
- Standard** : EN IEC 60079-0:2018, EN/IEC 60079-1:2014, EN/IEC 60079-7:2015+A1:2018, EN IEC 60079-31:2014/2013
- Function** : Providing flameproof seal on outer sheaths of Unarmoured & Braid Armour cable in indoor and outdoor hazardous area with swivel male rigid conduit connection.
- IECEX Certificate No.** : IECEX ITS 16.0041X
- ATEX Certificate No.** : ETL22ATEX0109X
- EAC Certificate No.** : Comming Soon
- PESO Certificate No.** : P568411/1
- Code of Protection** : Ex db IIC Gb, Ex eb IIC Gb, Ex tb IIIC Db
- Ingress Protection** : IP66/IP67 as per EN 60529.
- Operating Temp.** : -60°C to +135°C
- Material** : Brass CW614N/CW617N/EN12165, Stainless Steel 316L
- Thread** : Metric, NPT, BSP, ET and PG
- Features** : Displacement Seal
- Seal Material** : LSOH Silicone Seal & Nylon Washer
- Standard Accessories** : IP Washer (Thread Seal)
- Optional Accessories** : Shroud, Lock Nut, Earth Tag, Serrated Washer, Ingress Disc



GLAND SELECTION CHART

Size	Standard Thread Size "C"				Optional Thread Size "C"		Thread Length "D"	Conduit Connection Thread (B)		Multi Hole Seal Detail			Cable Dia. "A"		A/F	A/C
	Metric	NPT/BSP	ET	PG	Metric	NPT/BSP		Metric	NPT	Seal Hole Cable Ø (X)	Number of Holes	Ordering Suffix for Seal	Min.	Max.		
16	16	3/8"	5/8"	PG9	-	-	15.00	20	1/2"	1.5	1 to 6	A	3.10	8.60	24.00	26.20
	16	3/8"	5/8"	PG9	-	-	15.00	20	1/2"	2.0	1 to 6	B	3.10	8.60	24.00	26.20
20s*	20	1/2"	3/4"	PG13.5	25	3/4"	15.00	20	1/2"	3.7	1 to 2	C	6.20	11.70	24.00	26.20
20	20	1/2"	3/4"	PG16	25	3/4"	15.00	20	1/2"	2.5	1 to 7	A	6.50	13.90	27.00	29.50
	20	1/2"	3/4"	PG16	25	3/4"	15.00	20	1/2"	3.0	1 to 7	B	6.50	13.90	27.00	29.50
	20	1/2"	3/4"	PG16	25	3/4"	15.00	20	1/2"	3.6	1 to 7	C	6.50	13.90	27.00	29.50
	20	1/2"	3/4"	PG16	25	3/4"	15.00	20	1/2"	4.0	1 to 7	D	6.50	13.90	27.00	29.50
	20	1/2"	3/4"	PG16	25	3/4"	15.00	20	1/2"	4.7	1 to 2	E	6.50	13.90	27.00	29.50
	25	3/4"	1"	PG21	32	1"	15.00	25	3/4"	2.5	1 to 7	A	11.30	19.90	36.00	39.20
25	25	3/4"	1"	PG21	32	1"	15.00	25	3/4"	3.0	1 to 7	B	11.30	19.90	36.00	39.20
	25	3/4"	1"	PG21	32	1"	15.00	25	3/4"	3.6	1 to 7	C	11.30	19.90	36.00	39.20
	25	3/4"	1"	PG21	32	1"	15.00	25	3/4"	4.0	1 to 7	D	11.30	19.90	36.00	39.20
	32	1"	1 1/4"	PG29	40	1 1/4"	15.00	32	1"	2.5	1 to 7	A	17.00	26.20	41.00	45.00
32	32	1"	1 1/4"	PG29	40	1 1/4"	15.00	32	1"	3.0	1 to 7	B	17.00	26.20	41.00	45.00
	32	1"	1 1/4"	PG29	40	1 1/4"	15.00	32	1"	3.6	1 to 7	C	17.00	26.20	41.00	45.00
	32	1"	1 1/4"	PG29	40	1 1/4"	15.00	32	1"	4.0	1 to 7	D	17.00	26.20	41.00	45.00

Note : 20s* size Specially designed for Duplex and Simple Winding Resistance Temperature Detector (RTD), Bearing Temperature Detector (BTD).

PRODUCT CODE FOR ORDERING PURPOSE

Size	Type	Material	Thread Type	Conduit Connection Thread Type "B"	Shroud Type	Accessories	Seal Type	Seal with Holes
20	A2FMHRM	Brass-1	Standard Metric-11	Standard Metric-11	PVC Shroud-PS	Lock Nut-5	A	Between 1 to 7. (Respectively According to Sizes*)
		Stainless Steel-2	Standard NPT-12	Standard NPT-12	LSF Shroud-LS	IP Washer-6	B	
		Nickel Plated-3	ET Thread-13	Optional BSP-20	LSOH Shroud-SL	Serrated Washer-7	C	
			PG Thread-14		PCP Shroud-PC	Ingress Disc-8	D	
			BSP Thread-15			Earth Tag-9	E	
			Optional Metric-16					
			Optional NPT-17					
			Optional BSP-20					

ORDERING INFORMATION

Code: 20A2FMHRM3111PS569A4
 A2FMHRM-20-M20(M)-M20(M) Nickel Plated Cable Gland Kit with seal included four holes of 2.5mm.

20=Gland Size, A2FMHRM=Gland Type, 3= With Nickel Plated Material, 11=With Standard Metric Thread(C), 11=Conduit Thread(B), PS= With PVC Shroud, 5=With Lock Nut, 6=With IP Washer, 9=With Earthing Tag, A=Ordering suffix for seal type, 4=Number of Holes in seal